







**EASTERN NEBRASKA GUN CLUB  
2008 PRACTICAL SHOOTING RESULTS**

YEAR END STANDINGS WILL BE BEST 8 OF 12 MATCHES.

USPSA OPEN PISTOL 														YTD TOTAL	YTD COUNT	BEST 3 OF 5	CLASS YTD RANK
MATCH %	MATCH %	MATCH %	MATCH %	MATCH %	MATCH %	MATCH %	MATCH %	MATCH %	MATCH %	MATCH %	MATCH %	MATCH %	MATCH %	POINTS	COUNT	OF 5	RANK
JAN	FEB	MAR	APR	MAY	JUNE	JULY	AUG	SEPT	OCT	NOV	DEC						
1	KEN ANDERSEN	TY-47278	B	100.00	100.00	100.00	100.00	94.98						494.98	5	300.00	1B
2	CHRIS DAVIES	A-12924	B	76.36	84.65	87.61	89.24	93.41						431.27	5	270.26	2B
3	JUSTIN GROFF	TY-35249	B		40.64	81.63	94.31	86.85						303.43	4	262.79	3B
4	DICK MARX	A-19646	B	72.41	70.33	55.69	73.00	77.38						348.81	5	222.79	4B
5	BOB MULLINS	A-49989	C	62.47		59.35	69.65							191.47	3	191.47	1C
6	GEORGE WAGNER	TY-18312	B				79.05	70.81						149.86	2	149.86	5B
7	SEAN MCSHEEHY	A-44616	U				63.30	67.25						130.55	2	130.55	1U
8	BOBBI WAGNER	TY-28301	C				54.70	66.71						121.41	2	121.41	2C
9	DALE ROGERS	L-2528	C	55.15	57.70									112.85	2	112.85	3C
10	WILL ABRAHAMS	L-2900	B					100.00						100.00	1	100.00	6B
11	GUY GRIFFITH	TY-48607	B		99.91									99.91	1	99.91	7B
12	COLE GRIFFITH	PEND	U		62.51									62.51	1	62.51	2U
USPSA LIMITED PISTOL 														YTD TOTAL	YTD MATCH COUNT	BEST 3 OF 5	CLASS YTD RANK
MATCH %	MATCH %	MATCH %	MATCH %	MATCH %	MATCH %	MATCH %	MATCH %	MATCH %	MATCH %	MATCH %	MATCH %	MATCH %	MATCH %	POINTS	COUNT	OF 5	RANK
JAN	FEB	MAR	APR	MAY	JUNE	JULY	AUG	SEPT	OCT	NOV	DEC						
1	ROB THORNE	A-49739	B		100.00	100.00	100.00							300.00	3	300.00	1B
2	LES NIELSON	TY-49306	C	63.96	100.00	97.66	94.36	92.66						448.64	5	292.02	1C
3	CHRIS ZEEB	A-55214	C	81.17	85.18	85.77	88.15	99.01						439.28	5	272.93	2C
4	RICH SIMANDL	TY-44974	C	60.96	77.01	75.65	79.67	65.86						359.15	5	232.33	3C
5	DOUG DAVIS	A-11475	C	46.42	45.66	77.36	75.88	66.07						311.39	5	219.31	4C
6	RON LICARI	A-61703	U		40.06	45.83	51.62	61.38						198.89	4	198.89	1U
7	ERIC MENDE	A-29994	C				88.21	89.74						177.95	2	177.95	5C
8	TOM ENGL	A-61813	U				87.70	85.64						173.34	2	173.34	2U
9	MARK DOTSON	A-61702	U		38.76	40.52	43.16	45.76						168.20	4	168.20	3U
10	BILL HANNA	A-54788	D	33.54	47.26	51.35	64.08							196.23	4	162.69	1D
11	GEORGE WAGNER	TY-18312	B	67.78		89.37								157.15	2	157.15	2B
12	BRETT NANFITO	A-60635	U	29.67	39.78		42.65	43.11						155.21	4	155.21	4U
13	CHAD RUTHERFORD	L-2584	M	100.00										100.00	1	100.00	1M
14	STEVEN RICHARDS	A-44997	U	29.73			67.99							97.72	2	97.72	5U
15	KIRK BLAIR	TY-40405	B			90.35								90.35	1	90.35	3B
16	EUGENE VANTLUKA	TY-13544	U				31.70	37.24						68.94	2	68.94	6U
17	BOBBI WAGNER	TY-28301	D	28.22		31.49								59.71	2	59.71	2D
18	JUSTIN GROFF	TY-35249	B	45.86										45.86	1	45.86	4B
19	MARK RICHARDS	TY-5456	D	45.34										45.34	1	45.34	3D
20	JOHN MARK	TY-44063	D				44.01							44.01	1	44.01	4D
21	BILL TRILK	A-56459	C	42.74										42.74	1	42.74	6C
22	JAMES MCCULLOUGH	PEND	U				38.55							38.55	1	38.55	7U
23	ANDI MEISENHEIMER	A-52678	D	24.75										24.75	1	24.75	5D
24	SHELLY MARSOLEK	PEND	U				15.41							15.41	1	15.41	8U
25	ROGER BERTOLA	PEND	U				6.14							6.14	1	6.14	9U
USPSA LIM-10 PISTOL 														YTD TOTAL	YTD MATCH COUNT	BEST 3 OF 5	CLASS YTD RANK
MATCH %	MATCH %	MATCH %	MATCH %	MATCH %	MATCH %	MATCH %	MATCH %	MATCH %	MATCH %	MATCH %	MATCH %	MATCH %	MATCH %	POINTS	COUNT	OF 5	RANK
JAN	FEB	MAR	APR	MAY	JUNE	JULY	AUG	SEPT	OCT	NOV	DEC						
1	ALEX ZEEB	PEND	U	100.00		38.63	44.07							182.70	3	182.70	1U
2	KEN YOUNG	A-50574	D			28.54	45.22	29.33						103.09	3	103.09	1D
3	BILL NIELSEN	A-54622	B				100.00							100.00	1	100.00	1B
4	GREG SCHEER	PEND	U			100.00								100.00	1	100.00	2U
5	BILL SUITER	A-56522	C				100.00							100.00	1	100.00	1C
6	JAMES MCCULLOUGH	PEND	U				29.36							29.36	1	29.36	3U
7	EUGENE VANTLUKA	PEND	U			24.86								24.86	1	24.86	4U
8	MIKE KALKOWSKI	PEND	U				0.00							0.00	1	0.00	5U
USPSA PRODUCTION PISTOL 														YTD TOTAL	YTD MATCH COUNT	BEST 3 OF 5	CLASS YTD RANK
MATCH %	MATCH %	MATCH %	MATCH %	MATCH %	MATCH %	MATCH %	MATCH %	MATCH %	MATCH %	MATCH %	MATCH %	MATCH %	MATCH %	POINTS	COUNT	OF 5	RANK
JAN	FEB	MAR	APR	MAY	JUNE	JULY	AUG	SEPT	OCT	NOV	DEC						
1	TOM HOWARD	A-57207	B	90.35	93.72	100.00	99.91	100.00						483.98	5	299.91	1B
2	DENNIS KIRCHHOFF	A-56480	B		100.00	96.19	100.00	91.64						387.83	4	296.19	2B
3	SHAWN KNIGHT	A-56661	B			92.23	97.54							189.77	2	189.77	3B
4	TERRY BEGLEY	TY-48539	C	56.73	29.35	45.24	49.02	62.05						242.39	5	167.80	1C
5	WARREN HARBIN	A-58624	D	42.17	48.75	48.58	62.04							201.54	4	159.37	1D
6	JAY CALVERT	A-45990	U	100.00										100.00	1	100.00	1U
7	JOEL PARK	TY-50841	B				83.06							83.06	1	83.06	4B
8	GUY GRIFFITH	TY-48607	U				67.19							67.19	1	67.19	2U
9	JOHN PERSHING	TY-56098	C				59.96							59.96	1	59.96	2C
10	WAYNE SMITH	PEND	U	53.23										53.23	1	53.23	3U
11	KEVIN HILL	PEND	U		53.15									53.15	1	53.15	4U
12	SEAN MCSHEEHY	A-44616	C	49.33										49.33	1	49.33	3C
13	JAMES CLARK	PEND	U				47.18							47.18	1	47.18	5U
14	ROGER TERRELL	A-55244	C	34.23										34.23	1	34.23	4C
15	NICK RICHARDS	PEND	U	34.02										34.02	1	34.02	6U
16	BRETT NIELSEN	A-59067	D				31.29							31.29	1	31.29	2D
17	MATT SAIN	PEND	U		24.41									24.41	1	24.41	7U
USPSA REVOLVER PISTOL 														YTD TOTAL	YTD MATCH COUNT	BEST 3 OF 5	CLASS YTD RANK
MATCH %	MATCH %	MATCH %	MATCH %	MATCH %	MATCH %	MATCH %	MATCH %	MATCH %	MATCH %	MATCH %	MATCH %	MATCH %	MATCH %	POINTS	COUNT	OF 5	RANK
JAN	FEB	MAR	APR	MAY	JUNE	JULY	AUG	SEPT	OCT	NOV	DEC						
														0.00	0		
														0.00	0		
														0.00	0		
USPSA SINGLE STACK PISTOL 														YTD TOTAL	YTD MATCH COUNT	BEST 3 OF 5	CLASS YTD RANK
MATCH %	MATCH %	MATCH %	MATCH %	MATCH %	MATCH %	MATCH %	MATCH %	MATCH %	MATCH %	MATCH %	MATCH %	MATCH %	MATCH %	POINTS	COUNT	OF 5	RANK
JAN	FEB	MAR	APR	MAY	JUNE	JULY	AUG	SEPT	OCT	NOV	DEC						
1	RAMON HUBER	A-47135	U		100.00	100.00								200.00	2	200.00	1U
2	SEAN MCSHEEHY	A-44616	C		100.00									100.00	1	100.00	1C
3	WALT NENEMAN	PEND	U			65.34								65.34	1	65.34	2U
4	JOHN TUCKER	PEND	U			36.94								36.94	1	36.94	3U

<b>Total Shooters</b>			<b>30</b>	<b>19</b>	<b>25</b>	<b>33</b>	<b>31</b>	<b>0</b>	<b>0</b>	<b>0</b>	<b>0</b>	<b>0</b>	<b>0</b>	<b>138</b>			
-----------------------	--	--	-----------	-----------	-----------	-----------	-----------	----------	----------	----------	----------	----------	----------	------------	--	--	--

YTD FINISH WILL BE BEST 4 OF 6 MATCHES

USPSA 3-GUN 2008 YTD		TOTAL MATCH FEB	TOTAL MATCH APR	TOTAL MATCH JUNE	TOTAL MATCH AUG	TOTAL MATCH OCT	TOTAL MATCH DEC	TOTAL 2008 YTD	2008 # of Matches	TOTAL Best 4 of 6
<b>OPEN</b>		<b>OPEN</b>				<b>OPEN</b>		<b>OPEN</b>		
1	KEN ANDERSEN	3G	100.00					200.00	2	
2	GUY GRIFFITH	3G		94.25				94.25	1	
3	KIRK BLAIR	3G		91.72				91.72	1	
4	GEORGE WAGNER	3G		85.71				85.71	1	
5	DICK MARX	3G		80.65				80.65	1	
6	JUSTIN GROFF	3G		78.59				78.59	1	
7	CHRIS DAVIES	3G	58.83					58.83	1	
<b>Tactical</b>		<b>Tactical</b>				<b>Tactical</b>		<b>Tactical</b>		
1	LES NIELSON	3G	100.00					200.00	2	
2	DOUG DAVIS	3G	70.15	65.18				135.33	2	
3	TERRY BEGLEY	3G	60.46	44.93				105.39	2	
4	DENNIS KIRCHHOFF	3G		89.28				89.28	1	
5	JOHN PERSHING	3G		66.40				66.40	1	
6	JOHN MARK	3G		55.73				55.73	1	
<b>Limited</b>		<b>Limited</b>				<b>Limited</b>		<b>Limited</b>		
1	TOM HOWARD	3G	82.29	100.00				182.29	2	
2	TOM ENGEL	3G	100.00	76.90				176.90	2	
3	CHRIS ZEEB	3G	71.35	85.13				156.48	2	
4	RICH SIMANDL	3G	69.57	72.98				142.55	2	
5	ROB THORNE	3G		86.02				86.02	1	
6	DENNIS KIRCHHOFF		73.03					73.03	1	
7	JAMES MCCULLOUGH	3G		71.02				71.02	1	
8	WARREN HARBIN	3G		65.09				65.09	1	
9	KEN YOUNG	3G	8.34	54.48				62.82	2	
10	BILL KEIL	3G		49.56				49.56	1	
11	CRAIG KIRCHHOFF	3G	43.22					43.22	1	
12	EUGENE VANTLUKA	3G		38.84				38.84	1	
13	ALEX ZEEB	3G		32.46				32.46	1	
14	BRUCE PRUDHOMME	3G		26.33				26.33	1	

<b>Total Shooters</b>			10	22	0	0	0	0	0	32
-----------------------	--	--	----	----	---	---	---	---	---	----

YTD FINISH WILL BE BEST 3 OF 5 MATCHES

USPSA STEEL MATCHES 2008 YTD		TOTAL MATCH JAN	TOTAL MATCH MAR	TOTAL MATCH JULY	TOTAL MATCH SEPT	TOTAL MATCH NOV	TOTAL 2008 YTD	2008 # of Matches	TOTAL Best 3 of 5
<b>OPEN</b>			<b>OPEN</b>		<b>OPEN</b>		<b>OPEN</b>		
1	SEAN MCSHEEHY Steel	100.00	73.25				173.25	2	
2	KEN ANDERSON Steel		100.00				100.00	1	
3	EUGENE VANTLUKA Steel	57.73	38.14				95.87	2	
4	JEFF AWE Steel		91.09				91.09	1	
5	CHRIS DAVIES Steel		82.29				82.29	1	
6	DICK MARX Steel		77.77				77.77	1	
7	JUSTIN GROFF Steel		73.37				73.37	1	
8	MIKE GANT Steel		70.50				70.50	1	
9	BOB MULLINS Steel		61.44				61.44	1	
<b>LIMITED</b>			<b>LIMITED</b>		<b>LIMITED</b>		<b>LIMITED</b>		
1	ROB THORNE Steel	100.00	100.00				200.00	2	
2	ERIC MENDE Steel	94.24	86.73				180.97	2	
3	GREG SCHEER Steel	76.92	66.00				142.92	2	
4	DOUG DAVIS Steel	83.36	56.30				139.66	2	
5	BILL HANNA Steel	59.58	53.16				112.74	2	
6	BRETT NANFITO Steel	60.08	48.29				108.37	2	
7	RON LICARI Steel	40.72	60.69				101.41	2	
8	MARK DOTSON Steel	53.66	44.79				98.45	2	
9	LES NEILSON Steel	88.89					88.89	1	
10	DENNIS KIRCHHOFF Steel		87.17				87.17	1	
11	ALEX ZEEB Steel	44.05	40.03				84.08	2	
12	JOHN MARK Steel	37.94	37.41				75.35	2	
13	RICH SIMANDL Steel		69.23				69.23	1	
14	KEN YOUNG Steel	32.28	29.89				62.17	2	
<b>Production</b>			<b>Production</b>				<b>Production</b>		
1	CHRIS ZEEB Steel	74.41	100.00				174.41	2	
2	TOM HOWARD Steel	92.53	77.47				170.00	2	
3	DENNIS KIRCHHOFF Steel	100.00					100.00	1	
4	SHAWN KNIGHT Steel		84.12				84.12	1	
5	RICH SIMANDL Steel	58.02					58.02	1	
6	ANTHONY METZ Steel	29.92					29.92	1	
<b>Revolver</b>			<b>Revolver</b>				<b>Revolver</b>		
1	TERRY BEGLEY Steel	100.00	57.44				157.44	2	
2	LES NEILSON Steel		100.00				100.00	1	

