



**EASTERN NEBRASKA GUN CLUB  
2010 PRACTICAL SHOOTING RESULTS**


**UPDATED 5 DEC 2010**

YEAR END STANDINGS WILL BE BEST 8 OF 12 MATCHES.

USPSA OPEN PISTOL			MATCH %	MATCH %	MATCH %	MATCH %	MATCH %	MATCH %	MATCH %	MATCH %	MATCH %	MATCH %	MATCH %	MATCH %	YTD	YTD	CLASS	
			JAN	FEB	MAR	APR	MAY	JUNE	JULY	AUG	SEPT	OCT	NOV	DEC	TOTAL POINTS	MATCH COUNT	BEST 8 OF 12	YTD RANK
1	KEN, ANDERSON	TY47278 A		100.00				100.00	84.33	95.81	100.00	94.14	100.00	100.00	774.28	8	774.28	1A
2	CHRIS, DAVIES	A12924 B		93.38	98.76	100.00			92.37	100		99.84	91.27		675.62	7	675.62	1B
3	DICK, MARX	A19646 B	90.53	66.51	72.01	68.20	100.00	70.87	63.81	79.67	71.38	80.60	81.82	62.78	908.18	12	646.88	2B
4	GEORGE, WAGNER	TY18312 B				81.27		90.50	76.59			100.00			348.36	4	348.36	3B
5	JUSTIN, GROFF	TY35249 B	100.00	81.18	100.00										281.18	3	281.18	4B
6	WAGNER, BOBBI	TY28301 C						59.15	54.71		60.33	71.69			245.88	4	245.88	1C
7	GEORGE, LEITH	A7755 A										76.53	62.85		139.38	2	139.38	2A
8	TIM, KLEPPER	TY22456 B										99.47			99.47	1	99.47	5B
9	EUGENE, VANTLUKA	TY13544 U				14.05		23.62		27.07	29.64				94.38	4	94.38	1U
10	ERIC, MENDE	A19646 B			76.89										76.89	1	76.89	6B
11	DOUG, DAVIS	A11475 C	44.29												44.29	1	44.29	2C
12	PAUL, FAUR	PEND U											0.00		0.00	1	0.00	2U
USPSA LIMITED PISTOL			MATCH %	MATCH %	MATCH %	MATCH %	MATCH %	MATCH %	MATCH %	MATCH %	MATCH %	MATCH %	MATCH %	MATCH %	YTD	YTD	CLASS	
			JAN	FEB	MAR	APR	MAY	JUNE	JULY	AUG	SEPT	OCT	NOV	DEC	TOTAL POINTS	MATCH COUNT	BEST 8 OF 12	YTD RANK
1	TOM, ENGEL	A61813 B	93.66		93.25		86.55	99.69	66.31	100	100.00	84.97		100.00	824.43	9	824.43	1B
2	ROB, THORNE	A49739 B	100.00	100.00	100.00	100.00		97.20	62.99	87.29	76.04	100.00		98.02	921.54	10	782.51	2B
3	LES, NIELSON	A49306 B	96.97	79.33			100.00			79.68	89.69	86.16	86.02	80.81	698.66	8	698.66	3B
4	KIRK, BLAIR	TY40405 B			80.47	77.03		74.48	57.93	80.90	87.08	81.15	96.37		635.41	8	635.41	4B
5	RON, LICARI	TY61703 B	75.25	97.88	78.90				61.51	74.94	84.82	76.96	84.61		634.87	8	634.87	5B
6	BILL, HANNA	A54788 C	68.12	75.75	62.83	54.19		72.73		61.75	79.36	73.01	77.06	97.31	722.11	10	606.17	1C
7	KEVIN, SMITH	A63793 C	60.96		67.71	62.71	79.38	50.47	53.73	67.61	79.75	57.17	85.40	82.61	747.50	11	586.13	2C
8	KEN, YOUNG	A50574 C	47.92	58.81		38.73	52.71	39.52	33.14	46.49	57.33	56.83		69.09	500.57	10	428.70	3C
9	JOEL, LUDWIG	PENDING U				36.08		61.55	33.35	45.65	58.63	54.94	59.85	62.28	412.33	8	412.33	1U
10	TONY, ACOMO	A66877 C	46.50		49.65	52.75	67.87		43.19	49.91		59.69	58.87		428.43	8	385.24	4C
11	DENNIS, KIRCHOFF	A56480 B						100.00		92.54			100.00		292.54	4	292.54	6B
12	DEREK, MENKE	TY62298 C					66.74	0.00	48.27	63		58.30	48.98		285.29	6	285.29	5C
13	JOHN, MARK	TY44063 D			26.36	31.88	64.91	46.63	36.56		57.53				263.87	6	263.87	1D
14	GEORGE, WAGNER	TY18312 B		93.74							95.51				189.25	2	189.25	7B
15	GEORGE, LEITH	A7755 B					87.67	80.19							167.86	3	167.86	8B
16	BRETT, NANFITO	A60635 C				66.25	91.75								158.00	2	158.00	6C
17	SANDY, ENGEL	A66566 D					40.72			21.45	30.04		18.45		110.66	4	110.66	2D
18	JAMES, McCULLOUGH	A62035 B						68.27	40.99						109.26	2	109.26	9B
19	CHRIS, ZEEB	A55214 B						98.68							98.68	1	98.68	10B
20	BILL, YOUNG	PENDING U										23.71	28.70	45.88	98.29	3	98.29	5U
21	ERIC, MENDE	A29994 B									93.58				93.58	1	93.58	11B
22	BILL, BECKER	A65882 U				70.48									70.48	1	70.48	2U
23	BRAD, PRESTON	A62739 C						68.38							68.38	1	68.38	7C
24	MIKE, MODRCIN	PENDING U											65.32		65.32	1	65.32	3U
25	GARY, PARKS	PENDING U									56.66				56.66	1	56.66	4U
26	BRENT, JENSEN	PENDING U												56.31	56.31	1	56.31	5U
27	DAVID, KARASEK	A66491 D						51.09							51.09	1	51.09	3D
28	LINDSEY, SHERRETS	TY64242 D					48.88								48.88	1	48.88	4D
29	NEIL, HARTZELL	A57547 D						48.49							48.49	1	48.49	5D
30	MARK, PULSON	PENDING U					48.27								48.27	1	48.27	6U
31	MARK, RENO	PENDING U												47.79	47.79	1	47.79	7U
32	WILLIAM, ABRAHAMS	L2900 B					43.31								43.31	1	43.31	12B
33	ALEX, ZEEB	A64839 U						41.59							41.59	1	41.59	8U
34	DAN, DOLLISON	A66268 D					39.63								39.63	1	39.63	6D
35	STEVE, NIELSEN	PENDING U												35.66	35.66	1	35.66	9U
36	MATT, SAIN	PENDING U											34.86		34.86	1	34.86	10U
37	DOMNICK, JANITELL	PENDING U						31.33							31.33	1	31.33	11U
38	GRANT, JENEN	PENDING U											29.45		29.45	1	29.45	12U
39	BILL, SHAFFELL	PENDING U											29.33		29.33	1	29.33	13U
40	JASON, GITTINS	PENDING U						27.87							27.87	1	27.87	14U
41	SHANTELE, SUITER	PENDING U					27.20								27.20	1	27.20	15U
42	ROGER, BERTOLA	A62395 U				17.19									17.19	1	17.19	16U
USPSA LIM-10 PISTOL			MATCH %	MATCH %	MATCH %	MATCH %	MATCH %	MATCH %	MATCH %	MATCH %	MATCH %	MATCH %	MATCH %	MATCH %	YTD	YTD	CLASS	
			JAN	FEB	MAR	APR	MAY	JUNE	JULY	AUG	SEPT	OCT	NOV	DEC	TOTAL POINTS	MATCH COUNT	BEST 8 OF 12	YTD RANK
1	RICH, SIMANDL	TY44974 B	100.00	100.00	100.00	100.00	100.00	100.00	70.06	100.00	95.08	90.83	69.43	100.00	1,125.40	12	800.00	1B
2	RAMON, HUBER	A47135 C	96.26	61.96			90.60	53.61	71.74			94.93			469.10	6	469.10	1C
3	MARK, DOTSON	A61702 D	70.64	59.90	60.13					62.21	74.73	40.40			368.01	6	368.01	1D
4	BILL, BECKER	A65882 U										100.00	100.00		200.00	2	200.00	1U
5	GEORGE, LEITH	A7755 U								35.22	100.00				135.22	2	135.22	2U
6	CHRIS, ZEEB	A55214 B									99.08				99.08	1	99.08	2B
7	ERIC, MENDE	A29994 C							88.41						88.41	1	88.41	2C
8	BILL, SUITER	A56522 C							85.93						85.93	1	85.93	3C
9	TRAVIS, MITCHELL	A52576 U									79.30				79.30	1	79.30	3U
10	JOHN, FRANK	PENDING U											73.78		73.78	1	73.78	4U
11	CHRIS, HEDLUND	A62882 C							61.82						61.82	1	61.82	4C
12	DENNIS, KANGO	PENDING U						28.55							28.55	1	28.55	5U

USPSA PRODUCTION PISTOL 			MATCH %	MATCH %	MATCH %	MATCH %	MATCH %	MATCH %	MATCH %	MATCH %	MATCH %	MATCH %	MATCH %	MATCH %	YTD	YTD	CLASS		
			JAN	FEB	MAR	APR	MAY	JUNE	JULY	AUG	SEPT	OCT	NOV	DEC	TOTAL POINTS	MATCH COUNT	BEST 8 OF 12	YTD RANK	
1	TOM, HOWARD	TY57207	M	100.00	100.00	100.00	100.00	100.00	92.30	100	100.00	100.00	100.00	100.00	1,092.30	11	800.00	1M	
2	JOHN, VICTOR	TY7587	B	100.00		76.80	65.62	70.39	66.83	66.65	73.43	81.97			601.69	8	601.69	1B	
3	BRETT, NANFITO	A60635	C	55.92		52.61			60.71	54.03	63.86	64.04		66.82	63.22	481.21	8	481.21	1C
4	TERRY, BEGLEY	TY48539	C	55.21	54.77	49.28	38.44		37.31	48.88	50.64	58.48		47.38	44.81	485.20	10	409.45	2C
5	DOUG, DAVIS	A11475	C		54.76	54.86	46.80	39.85	33.31	50.15		65.96	37.65	32.84	41.70	457.88	10	391.73	3C
6	ARDI, MRASEK	A63276	C			30.56	24.47	40.67	37.83	46.85	57.95	51.24	44.22	52.93	47.63	434.35	10	379.32	4C
7	DENNIS, KIRCHOFF	A56480	B		78.95	70.19		91.30		86.02						326.46	4	326.46	2B
8	JOEL, PARK	TY50841	B		75.30				84.23	77.79				84.97		322.29	4	322.29	3B
9	DAVID, KARASEK	A66491	C	46.86	39.90	33.86	20.73	47.98			45.94	66.21				301.48	7	301.48	5C
10	JULIE, HOWARD	A67061	D				21.64	35.18	29.89	43.25	43.65	43.84	37.05		41.25	295.75	8	295.75	1D
11	SEAN, GEWECKE	PENDING	U				16.13	33.10	31.58		43.58	48.49	28.54	38.30	48.57	288.29	8	288.29	1U
12	JARED, RENOLDS	A64880	C			39.95		59.56	58.75	62.35						220.61	4	220.61	6C
13	MATT, HOPKINS	TY60095	A						99.06	96.78		0.00				195.84	3	195.84	1A
14	LINDSEY, KNIGHT	TY64242	D	46.85					33.42	45.46	44.86					170.59	4	170.59	2D
15	MATT, LIERMAN	PENDING	U									55.79	53.11	59.48		168.38	3	168.38	2U
16	BILL, SUITER	A56522	C			51.15		43.87	62.54							157.56	3	157.56	7C
17	SHAWN, KNIGHT	L3077	A				91.35							62.85		154.20	2	154.20	2A
18	TRAVIS, MITCHELL	A52576	C								55.62		45.06		52.08	152.76	3	152.76	8C
19	SHELLY, MARSOLEK	A62617	D	33.38	24.79	20.43				23.69						102.29	4	102.29	3D
20	BRIAN, SMITH	PENDING	U									55.36	45.87			101.23	2	101.23	3U
21	ERIC, MENDE	A29994	C	99.64												99.64	1	99.64	9C
22	BRYON, SMITH	PENDING	U								44.18	45.88				90.06	2	90.06	4U
23	CHRIS, HEDLUND	A62882	C					47.47					42.14			89.61	2	89.61	10C
24	MEGHAN, MANELSKI	A69135	U			19.79				30.81				31.28		81.88	3	81.88	5U
25	BILL, FOSTER	A64884	U									46.30			30.45	76.75	2	76.75	10U
26	BOB, SELLERS	A64883	D									41.72			30.32	72.04	2	72.04	4D
27	WAYNE, LORENZEN	A62890	D		30.24		13.08	27.55		0.00						70.87	4	70.87	5D
28	DAN, DOLLISON	A66268	D						30.88					39.64		70.52	2	70.52	6D
29	JACOB, BETSWORTH	PENDING	U											58.28		58.28	1	58.28	6U
30	GREG, SCHEER	PENDING	U			55.38										55.38	2	55.38	7U
31	JEB, MIERAH	PENDING	U								51.76					51.76	1	51.76	8U
32	GUY, GRIFFITH	TY48607	C											51.66		51.66	1	51.66	11C
33	JASON, JOHNSON	PENDING	U								50.86					50.86	1	50.86	9U
34	JAMES, McCULLOUGH	A62035	C					45.68								45.68	1	45.68	12C
35	DAN, LAUX	PENDING	U	44.05												44.05	1	44.05	11U
36	MIKE, MODRCIN	PENDING	U											41.57		41.57	1	41.57	18U
37	JANITELL, DOMNICK	PENDING	U										39.47			39.47	1	39.47	12U
38	SCOTT, WANLESS	PENDING	U	37.63												37.63	1	37.63	13U
39	ANDY, BAILY	PENDING	U							36.91						36.91	1	36.91	14U
40	BRIAN, KOENIG	PENDING	U											35.54		35.54	1	35.54	19U
41	ERIK, JAMISON	PENDING	U			33.59										33.59	1	33.59	15U
42	BRIAN, KIRK	PENDING	U					32.83								32.83	1	32.83	16U
43	EARL, SMITH	PENDING	U								24.35					24.35	1	24.35	17U
44	BRAD, PRESTON	A62739	D					20.25								20.25	1	20.25	7D
45	BEN, LORENZEN	A63100	D					19.47								19.47	1	19.47	8D
46	RACHELLE, HUBER	A47134	D					9.36								9.36	1	9.36	9D

USPSA REVOLVER PISTOL 			MATCH %	MATCH %	MATCH %	MATCH %	MATCH %	MATCH %	MATCH %	MATCH %	MATCH %	MATCH %	MATCH %	MATCH %	YTD	YTD	CLASS			
			JAN	FEB	MAR	APR	MAY	JUNE	JULY	AUG	SEPT	OCT	NOV	DEC	TOTAL POINTS	MATCH COUNT	BEST 8 OF 12	YTD RANK		
1	EUGENE, WANTLUKA	TY13544	U											100.00	100.00	100.00	300.00	3	300.00	1U
2	SHAWN, KNIGHT	L3077	B						100.00	100.00	100.00						200.00	2	200.00	1B
3	JIM, ANGLIN	TY28121	C					100.00									100.00	1	100.00	1C
4	CHRIS, DAVIES	A12924	C					96.34									96.34	1	96.34	2C
5	GEORGE, WAGNER	TY18312	C					66.94									66.94	1	66.94	3C
6	WILLIAM, PETRY	PENDING	U						32.79								32.79	1	32.79	2U
7	ERIK, PAULSON	PENDING	U					0.72									0.72	1	0.72	3U

USPSA SINGLE STACK PISTOL 			MATCH %	MATCH %	MATCH %	MATCH %	MATCH %	MATCH %	MATCH %	MATCH %	MATCH %	MATCH %	MATCH %	MATCH %	YTD	YTD	CLASS			
			JAN	FEB	MAR	APR	MAY	JUNE	JULY	AUG	SEPT	OCT	NOV	DEC	TOTAL POINTS	MATCH COUNT	BEST 8 OF 12	YTD RANK		
1	BILL, BECKER	A65882	B					98.66		92.68							191.34	2	191.34	1B
2	ALAN, KLASEK	PENDING	U				100.00										100.00	1	100.00	1U
3	KEN, ANDERSON	TY47278	B					100.00									100.00	1	100.00	2B
4	JOHN, FLENKER	PENDING	U									100.00					100.00	1	100.00	2U
5	PHIL, LIPSCOMB	PENDING	U										100.00				100.00	1	100.00	3U
6	DENNIS, BROWN	PENDING	U								89.81						89.81	1	89.81	4U
7	TERRY, BAGLEY	TY48539	D					65.27									65.27	2	65.27	1D
8	BOBBI, WAGNER	TY28301	D					34.46									34.46	1	34.46	2D
9	MARK, HANSEN	PENDING	U								0.00						0.00	1	0.00	5U
10	RANDY, BROWN	PENDING	U								0.00						0.00	1	0.00	6U

Total Shooters		23	21	28	27	43	43	39	34	42	35	35	29	399			
----------------	--	----	----	----	----	----	----	----	----	----	----	----	----	-----	--	--	--

USPSA 3-GUN 2009 YTD		TOTAL MATCH MAR	TOTAL MATCH APR	TOTAL MATCH JUN	TOTAL MATCH AUG	TOTAL MATCH OCT	TOTAL MATCH NOV	TOTAL 2008 YTD	2008 # of Matches	TOTAL Best 4 of 6	SHOOTING AVERAGE %
OPEN			OPEN			OPEN		OPEN			
1	GEORGE, WAGNER	3G 69.54	100.00		95.68	86.40		351.62	4	351.62	87.91
2	CHRIS, DAVIES	3G 83.44		92.87	81.30	91.40		349.01	4	349.01	87.25
3	KEN, ANDERSON	3G			100.00	98.88	100.00	298.88	3	298.88	99.63
4	KIRK, BLAIR	3G	98.22	100.00	95.25			293.47	3	293.47	97.82
5	DICK, MARX	3G 65.16	47.70	77.82	70.49	49.32	69.45	379.94	6	282.92	63.32
6	BOBBI, WAGNER	3G 35.93	59.43		50.05			203.61	4	203.61	50.90
7	TIM, KLEPPER	3G 100.00				100.00		200.00	2	200.00	100.00
8	ROB, SCHOENING	3G					76.15	76.15	1	76.15	76.15
9	ERIC, MENDE	3G 69.58						69.58	1	69.58	69.58
10	JASON, JOHNSON	3G			64.88			64.88	1	64.88	64.88
11	JUSTIN, GROFF	3G 53.62						53.62	1	53.62	53.62
12	TOM, LaFRANCE	3G			34.66			34.66	1	34.66	34.66
Limited 10			Limited 10			Limited 10		Limited 10			
1	ROB, THORNE	3G 72.98	97.09	100.00	100.00	100.00	91.23	561.30	6	397.09	93.55
2	LES, NIELSON	3G 60.60	100.00	97.66	95.43	78.24	79.26	511.19	6	372.35	85.20
3	BILL, SUITER	3G 95.47	83.41	75.50	80.95		75.81	411.14	5	335.64	82.23
4	DOUG, DAVIS	3G 81.83	77.54	62.14	79.17	78.41	79.25	458.34	6	318.66	76.39
5	DENNIS, KIRCHOFF	3G 100.00	82.82				100.00	282.82	3	282.82	94.27
6	RON, LICARI	3G 81.49			77.59	77.33		236.41	3	236.41	78.80
7	LUKE, FREEOUF	3G 79.70	66.29		84.39			230.38	3	230.38	76.79
8	JOHN, VICTOR	3G 78.18	77.59	69.28				225.05	3	225.05	75.02
9	JOHN, MARK	3G 46.39	48.96	44.37	53.73	49.73	53.32	296.50	6	205.74	49.42
10	TONY, ACOME	3G 43.78	50.09			51.64	43.68	189.19	4	189.19	47.30
11	TOM, ENGEL	3G 76.40		94.21				170.61	2	170.61	85.31
12	JAMES, McCULLOUGH	3G			81.66		54.57	136.23	2	136.23	68.12
13	JARED, RENOLDS	3G 77.64	57.78					135.42	2	135.42	67.71
14	DOMNICK, JANITELL	3G			58.43	55.14		113.57	2	113.57	56.79
15	DEREK, MENKE	3G	39.24	57.20				96.44	2	96.44	48.22
16	JON, McELYEA	3G	42.55			49.60		92.15	2	92.15	46.08
17	TRAVIS, MITCHELL	3G			68.93			68.93	1	68.93	68.93
18	CRAIG, KIRCHOFF	3G 65.47						65.47	1	65.47	65.47
19	BRIAN, KOENIG	3G				62.69		62.69	1	62.69	62.69
20	MARK, DOTSON	3G 29.81				22.46		52.27	2	52.27	26.14
21	A.J., BOOKER	3G				51.37		51.37	1	51.37	51.37
22	BILL, YOUNG	3G					44.89	44.89	1	44.89	44.89
23	BRIAN, KIRK	3G	42.85					42.85	1	42.85	42.85
24	SANDY, ENGEL	3G			35.47			35.47	1	35.47	35.47
25	JASON, RYTYCH	3G			33.47			33.47	1	33.47	33.47
26	DANIEL, WARD	3G			28.47			28.47	1	28.47	28.47
27	ERIK, CARLSON	3G				26.54		26.54	1	26.54	26.54
28	CARL, BROWN	3G					20.85	20.85	1	20.85	20.85



USPSA STEEL MATCHES 2009 YTD		TOTAL MATCH JAN	TOTAL MATCH FEB	TOTAL MATCH JUL	TOTAL MATCH SEPT	TOTAL MATCH NOV	TOTAL 2008 YTD	2008 # of Matches	TOTAL Best 3 of 5	SHOOTING AVERAGE %
<b>OPEN</b>			<b>OPEN</b>	<b>OPEN</b>	<b>OPEN</b>	<b>OPEN</b>				
1	KEN, ANDERSON Steel	100.00	97.87	100.00	100.00		397.87	4	300.00	99.47
2	CHRIS, DAVIES Steel	97.19	100.00			100.00	297.19	3	297.19	99.06
3	GEORGE, LEITH Steel				81.64		81.64	1	81.64	81.64
4	ERIC, MENDE Steel				76.11		76.11	1	76.11	76.11
5	LARRY, BARG Steel				68.87		68.87	1	68.87	68.87
6	GENE, VANTLUKA Steel					37.65	37.65	1	37.65	37.65
<b>LIMITED</b>			<b>LIMITED</b>	<b>LIMITED</b>	<b>LIMITED</b>	<b>LIMITED</b>				
1	TOM, ENGEL Steel		94.99	100.00	85.63	100.00	380.62	4	294.99	95.16
2	RON, LICARI Steel	90.85	81.63	90.73	70.54	95.11	428.86	5	276.69	85.77
3	BILL, HANNA Steel	77.80	51.91		68.67	85.84	284.22	4	232.31	71.06
4	ROB, THORNE Steel	100.00	100.00				200.00	2	200.00	100.00
5	MARK, DOTSON Steel	71.04	57.85	64.34		59.66	252.89	4	195.04	63.22
6	KEN, YOUNG Steel	55.42	57.26	65.21		64.63	242.52	4	187.10	60.63
7	KEVIN, SMITH Steel			82.73		45.38	128.11	2	128.11	64.06
8	CHRIS, ZEEB Steel				100.00		100.00	1	100.00	100.00
9	PHIL, FARR Steel			94.62			94.62	1	94.62	94.62
10	DENNIS, KIRCHOFF Steel	93.49					93.49	1	93.49	93.49
11	THOMAS, LAFRANCE Steel			88.46			88.46	1	88.46	88.46
12	GEORGE, LEITH Steel			82.43			82.43	1	82.43	82.43
13	BILL, YOUNG Steel					52.99	52.99	1	52.99	52.99
14	ERIC, JAMISON Steel		48.67				48.67	1	48.67	48.67
15	JOHN, MARK Steel					45.36	45.36	1	45.36	45.36
16	BILL, DENNY Steel					41.88	41.88	1	41.88	41.88
17	RANDY, FARR Steel			40.07			40.07	1	40.07	40.07
<b>Production</b>			<b>Production</b>				<b>Production</b>			
1	TOM, HOWARD Steel	100.00	100.00	100.00		100.00	400.00	4	300.00	100.00
2	BRETT, NANFITO Steel	65.11	77.14		78.28	61.75	282.28	4	220.53	70.57
3	ARDI, MRASEK Steel	42.82	58.62	52.75		53.00	207.19	4	164.37	51.80
4	JULIE, HOWARD Steel	33.59			62.15	55.73	151.47	3	151.47	50.49
5	MEGHAN, MANELSKI Steel		43.42	36.47	46.59	27.64	154.12	4	126.48	38.53
6	SHAWN, KNIGHT Steel				100.00		100.00	1	100.00	100.00
7	DENNIS, KIRCHOFF Steel		98.70				98.70	1	98.70	98.70
8	TONY, ACOME Steel	50.16	47.61				97.77	2	97.77	48.89
9	DAVID, KARASEK Steel		74.87				74.87	1	74.87	74.87
10	ERIC, MENDE Steel	70.69					70.69	1	70.69	70.69
11	JASON, JOHNSON Steel			62.31			62.31	1	62.31	62.31
12	MATT, LIERMAN Steel				54.69		54.69	1	54.69	54.69
13	KARL, ROSENBAUM Steel	50.10					50.10	1	50.10	50.10
14	JEFF, JENSEN Steel			48.12			48.12	1	48.12	48.12
15	ERIC, JANISON Steel			45.62			45.62	1	45.62	45.62
16	BLAKE, SWEENEY Steel				45.26		45.26	1	45.26	45.26
17	MIKE, MODRCIN Steel				43.92		43.92	1	43.92	43.92
18	SHELLY, MARSOLEK Steel	39.90					39.90	1	39.90	39.90
19	MIKE, MODRCIN Steel					39.82	39.82	1	39.82	39.82
20	MIKE, FINCH Steel			38.06			38.06	1	38.06	38.06
21	WAYNE, LORENZEN Steel		36.77				36.77	1	36.77	36.77
22	LINDSEY, KNIGHT Steel			34.44			34.44	1	34.44	34.44
23	SARA, SNELL Steel			28.10			28.10	1	28.10	28.10
<b>Revolver</b>			<b>Revolver</b>				<b>Revolver</b>			
1	GENE, VANTLUKA Steel			100.00			100.00	1	100.00	100.00
<b>.22 open</b>			<b>.22 open</b>		<b>.22 open</b>		<b>.22 open</b>			
1	DICK, MARX .22 open	81.90	98.71	100.00	93.81	100.00	474.42	5	298.71	94.88
2	RICH, SIMANDL .22 open	81.14	100.00	89.36	100.00	95.17	465.67	5	295.17	93.13
3	BOBBIE, WAGNER .22 open	74.27		71.01	74.47		219.75	3	219.75	73.25
4	KEVIN, SMITH .22 open	65.48	83.02		52.37		200.87	3	200.87	66.96
5	CATY, SIMANDL .22 open	34.66		56.72	59.67	59.79	210.84	4	176.18	52.71
6	GEORGE, WAGNER .22 open	100.00		73.37			173.37	2	173.37	86.69
7	ROGER, TERELL .22 open			76.82	88.88		165.70	2	165.70	82.85
8	DANIELLE, ANDERSON .22 open			37.19			37.19	1	37.19	37.19
<b>.22 IRON</b>			<b>.22 IRON</b>		<b>.22 IRON</b>		<b>.22 IRON</b>			
1	LES, NIELSON .22 iron	100.00	100.00	98.75	100.00	78.85	477.60	5	300.00	95.52
2	DOUG, DAVIS .22 iron	66.51	78.61	71.42	48.71	71.84	337.09	5	221.87	67.42
3	TERRY, BEGLEY .22 iron	65.48	69.95	57.76	52.99	54.75	300.93	5	193.19	60.19
4	SEAN, GEWECKE .22 iron			64.23		61.30	125.53	2	125.53	62.77
5	RACHAEL, ANDERSON .22 iron	47.97		36.06	29.06		113.09	3	113.09	37.70
6	DAVID, KARASEK .22 iron			51.33	56.32		107.65	2	107.65	53.83
7	JOHN, VICTOR .22 iron			100.00			100.00	1	100.00	100.00
8	SHAWN, KNIGHT .22 iron					100.00	100.00	1	100.00	100.00
9	JOEL, PARK .22 iron				76.32		76.32	1	76.32	76.32
10	JUSTIN, GROFF .22 iron	74.48					74.48	1	74.48	74.48
11	DANIELLE, ANDERSON .22 iron				53.14		53.14	1	53.14	53.14
12	JOHN, MARK .22 iron	52.69					52.69	1	52.69	52.69
13	JOHN, FINLAYSON .22 iron				44.02		44.02	1	44.02	44.02
14	ASHLEY, CLASSEN .22 iron					29.54	29.54	1	29.54	29.54
15	AMY, GEWECKE .22 iron					29.05	29.05	1	29.05	29.05
16	OLIVIA, KEMPKS .22 iron					21.25	21.25	1	21.25	21.25
17	SAMANTHA, KEMPKS .22 iron					19.80	19.80	1	19.80	19.80
18	THOMAS, HAGGSTROM .22 iron				0.00		0.00	1	0.00	0.00

Total Shooters	28	23	34	29	29	143		
----------------	----	----	----	----	----	-----	--	--

DQ's 9

Total shooters for the year

705

YTD: IRON MAN AGGREGATE			ALL PISTOL	ALL 3-GUN	ALL STEEL	GRAND TOTAL
1	TOM, HOWARD	IRONMAN	1092.30	396.13	400.00	1888.43
2	DICK, MARX	IRONMAN	908.18	379.94	474.42	1762.54
3	RICH, SIMANDL	IRONMAN	1125.40	124.13	465.67	1715.20
4	LES, NIELSON	IRONMAN	698.66	511.19	477.60	1687.45
5	ROB, THORNE	IRONMAN	921.54	561.30	200.00	1682.84
6	KEN, ANDERSON	IRONMAN	874.28	298.88	397.87	1571.03
7	CHRIS, DAVIES	IRONMAN	771.96	349.01	297.19	1418.16
8	TOM, ENGEL	IRONMAN	824.43	170.61	380.62	1375.66
9	RON, LICARI	IRONMAN	634.87	236.41	428.86	1300.14
10	DOUG, DAVIS	IRONMAN	502.17	458.34	337.09	1297.60
11	TERRY, BEGLEY	IRONMAN	550.47	316.12	300.93	1167.52
12	JOHN, VICTOR	IRONMAN	601.69	225.05	100.00	926.74

SHOOTING
AVERAGE
%
96.79
96.52
75.68
87.09
93.73
61.47
69.69
99.47
23.60
76.89
44.29
0.00
SHOOTING
AVERAGE
%
91.60
92.15
87.33
79.43
79.36
72.21
67.95
50.06
51.54
53.55
97.51
47.55
43.98
94.63
83.93
79.00
27.67
54.63
98.68
32.76
93.58
70.48
68.38
65.32
56.66
56.31
51.09
48.88
48.49
48.27
47.79
43.31
41.59
39.63
35.66
34.86
31.33
29.45
29.33
27.87
27.20
17.19
SHOOTING
AVERAGE
%
93.78
78.18
61.34
100.00
67.61
99.08
88.41
85.93
79.30
73.78
61.82
28.55

SHOOTING
AVERAGE
%
99.30
75.21
60.15
48.52
45.79
43.44
81.62
80.57
43.07
36.97
36.04
55.15
65.28
42.65
56.13
52.52
77.10
50.92
25.57
50.62
99.64
45.03
44.81
27.29
38.38
36.02
17.72
35.26
58.28
55.38
51.76
51.66
50.86
45.68
44.05
41.57
39.47
37.63
36.91
35.54
33.59
32.83
24.35
20.25
19.47
9.36
SHOOTING
AVERAGE
%
100.00
100.00
100.00
96.34
66.94
32.79
0.72
SHOOTING
AVERAGE
%
95.67
100.00
100.00
100.00
100.00
89.81
65.27
34.46
0.00
0.00







