



EASTERN NEBRASKA GUN CLUB
2011 PRACTICAL SHOOTING RESULTS


UPDATED 3 AUG 2011

YEAR END STANDINGS WILL BE BEST 8 OF 12 MATCHES.

USPSA OPEN PISTOL			MATCH %	MATCH %	MATCH %	MATCH %	5 OF 8	5 OF 8	6 OF 8	6 OF 8	7 OF 8	7 OF 8	MATCH %	MATCH %	YTD	YTD	CLASS	SHOOTING		
			JAN	FEB	MAR	APR	MAY	JUNE	JULY	AUG	SEPT	OCT	NOV	DEC	TOTAL	MATCH	BEST 8	YTD	AVERAGE	
			POINTS	COUNT	OF 12	RANK	%													
1	KEN, ANDERSON	TY47278 A	100.00	100.00	95.01	100.00		100.00	80.76						575.77	6	575.77		95.96	
2	CHRIS, DAVIES	A12924 A		96.68	100.00	98.96	100.00		82.08						477.72	5	477.72		95.54	
3	DICK, MARX	A19646 B			75.13	86.62	78.10	88.32	63.87						392.04	5	392.04		78.41	
4	GEORGE, LEITH	A7755 A				87.96		99.95	75.59						263.50	3	263.50		87.83	
5	GEORGE, WAGNER	TY18312 B				96.49		91.39	64.50						252.38	3	252.38		84.13	
6	SEAN, McSHEEHY	A44616 C				56.19	71.53								127.72	2	127.72		63.86	
7	BOBBI, WAGNER	TY28301 C						59.25	48.97						108.22	2	108.22		54.11	
8	GUY, GRIFFITH	TY48607 B		99.53											99.53	1	99.53		99.53	
9	JEFFREY, AWE	A42765 A					90.97								90.97	1	90.97		90.97	
10	ERIC, MENDE	A29994 B						89.16							89.16	1	89.16		89.16	
12	TOM, ENGEL	TY61813 B					88.48								88.48	1	88.48		88.48	
13	SCOTT, ARNBURG	A54718 C						66.89							66.89	1	66.89		66.89	
14	EUGENE, VANTLUKA	TY13544 U			23.79										23.79	1	23.79		23.79	
15	STEVE, NIELSEN	PEND D					19.77								19.77	1	19.77		19.77	
USPSA LIMITED PISTOL			MATCH %	MATCH %	MATCH %	MATCH %	MATCH %	MATCH %	MATCH %	MATCH %	MATCH %	MATCH %	MATCH %	MATCH %	YTD	YTD	CLASS	SHOOTING		
			JAN	FEB	MAR	APR	MAY	JUNE	JULY	AUG	SEPT	OCT	NOV	DEC	TOTAL	MATCH	BEST 8	YTD	AVERAGE	
			POINTS	COUNT	OF 12	RANK	%													
1	DENNIS, KIRCHOFF	A56480 B	100.00	100.00	89.55	100.00		100.00	96.55						586.10	6	586.10		97.68	
2	ROB, THORNE	A49739 B	92.85	87.56	100.00	89.93	100.00	78.44	95.24						644.02	7	565.58		92.00	
3	TOM, ENGEL	A61813 B	84.16	89.11	95.84	97.19		97.95	96.78						561.03	6	561.03		93.51	
4	KEVIN, SMITH	A63793 C	67.02	61.44	67.78	80.06	82.19	64.58	67.97						491.04	7	429.60		70.15	
5	BILL, HANNA	A54788 C	67.34	59.16	80.40	63.02		62.56	69.22						401.70	6	401.70		66.95	
6	JOEL, LUDWIG	PENDING U		34.27	53.19	70.52	55.28	57.93	66.19						337.38	6	337.38		56.23	
7	KEN, YOUNG	A50574 C	51.96	45.50	39.08	48.89	36.81		42.09						264.33	6	264.33		44.06	
8	KIRK, BLAIR	TY40405 B				78.69		76.43	85.67						240.79	3	240.79		80.26	
9	TONY, ACOME	A66877 C		54.01	65.17		67.53		50.19						236.90	4	236.90		59.23	
10	BILL, YOUNG	PENDING U	39.84	40.05		36.03	44.46	39.06							199.44	5	199.44		39.89	
11	LUKE, FREEOUF	PENDING U		60.01	67.04	69.60									196.65	3	196.65		65.55	
12	ERIC, MENDE	A29994 B	83.34		77.45										160.79	2	160.79		80.40	
13	SANDY, ENGEL	A66566 D				30.46		37.67	49.36						117.49	3	117.49		39.16	
14	CHRIS, ZEEB	A55214 B			91.91										91.91	1	91.91		91.91	
15	GEORGE, WAGNER	TY18312 B					89.12								89.12	1	89.12		89.12	
16	RON, LICARI	TY61703 B				79.60									79.60	1	79.60		79.60	
17	BRAD, WADE	TY31876 B						78.44							78.44	1	78.44		78.44	
18	JERRY, STANTON	A65900 U				71.60									71.60	1	71.60		71.60	
19	ROGER, TERRELL	A55244 C					69.79								69.79	1	69.79		69.79	
20	RICH, SIMANDL	TY44974 C						69.62							69.62	1	69.62		69.62	
21	BILL, SUITER	A56522 C						69.57							69.57	1	69.57		69.57	
22	TRACY, ALDRICH	PENDING U			28.39	35.93									64.32	2	64.32		32.16	
23	JAMES, McCULLOUGH	A62035 B				8.88		50.79							59.67	2	59.67		29.84	
24	JOHN, EDNEY	PENDING U			22.08	35.64									57.72	2	57.72		28.86	
25	EARL, HILL	FY48057 U						57.53							57.53	1	57.53		57.53	
26	DEREK, MENKE	TY62298 C						55.92							55.92	1	55.92		55.92	
27	DOUG, DAVIS	TY11475 C						49.60							49.60	1	49.60		49.60	
28	JANET, SAFRIS	A72010 U				5.48	15.91	25.99							47.38	3	47.38		15.79	
29	JOSH, URBAN	PENDING U						40.42							40.42	1	40.42		40.42	
30	JOHN, DIXON	PENDING U			35.40										35.40	1	35.40		35.40	
31	STEVE, NIELSEN	PENDING U				28.56									28.56	1	28.56		28.56	
32	TERRY, BEGLEY	TY48539 C					19.32								19.32	1	19.32		19.32	
33	SCOTT, ROLLINS	PENDING U				17.86									17.86	1	17.86		17.86	
34	DAN, POWERS	PENDING U					12.61								12.61	1	12.61		12.61	
35	BRETT, NANFITO	A60635 C					0.00								0.00	1	0.00		0.00	
USPSA LIM-10 PISTOL			MATCH %	MATCH %	MATCH %	MATCH %	MATCH %	MATCH %	MATCH %	MATCH %	MATCH %	MATCH %	MATCH %	MATCH %	YTD	YTD	CLASS	SHOOTING		
			JAN	FEB	MAR	APR	MAY	JUNE	JULY	AUG	SEPT	OCT	NOV	DEC	TOTAL	MATCH	BEST 8	YTD	AVERAGE	
			POINTS	COUNT	OF 12	RANK	%													
1	RICH, SIMANDL	TY44974 B	100.00	100.00	100.00	100.00		100.00							500.00	5	500.00		100.00	
2	DOUG, DAVIS	A11475 C	23.56	84.47	94.59	87.34	72.81	78.12							440.89	6	440.89		73.48	
3	RAMON, HUBER	A47135 C			90.06	99.77		91.89	100.00						381.72	4	381.72		95.43	
4	STEVE, NIEMANN	A68875 C					100.00								100.00	1	100.00		100.00	
5	BILL, MOLNAR	PENDING U		54.94	37.33										92.27	2	92.27		46.14	
6	KEN, YOUNG	TY50574 D						75.68							75.68	1	75.68		75.68	
7	BOB, MITCHELL	A54752 D				54.62									54.62	1	54.62		54.62	
8	GRAHAM, BAIRD	PENDING U		42.51											42.51	1	42.51		42.51	
9	ROBERT, MITCHELL	A71906 D					26.41								26.41	1	26.41		26.41	
10	DAN, MYERS	PENDING U			22.36										22.36	1	22.36		22.36	

USPSA PRODUCTION PISTOL 		MATCH %	MATCH %	MATCH %	MATCH %	MATCH %	MATCH %	MATCH %	MATCH %	MATCH %	MATCH %	MATCH %	MATCH %	MATCH %	YTD	YTD	CLASS	SHOOTING			
		JAN	FEB	MAR	APR	MAY	JUNE	JULY	AUG	SEPT	OCT	NOV	DEC	TOTAL POINTS	MATCH COUNT	BEST 8 OF 12	YTD RANK	AVERAGE %			
1	TOM, HOWARD	TY57207	M	100.00	100.00	100.00	100.00	100.00						85.76				585.76	6	585.76	97.63
2	JACOB, BETSWORTH	PENDING	U	83.20	74.73	88.79	88.25	98.40	0.00	75.76								509.13	7	509.13	72.73
3	ROGER, POTTHOFF	PENDING	U	72.61	58.91	66.34	64.92	67.15	68.01									397.94	6	397.94	66.32
4	BRETT, NANFITO	A60635	C	72.87	57.68		76.75		67.46	60.31								335.07	5	335.07	67.01
5	SEAN, GEWECKE	PENDING	U	60.34	60.83	55.58	50.22		59.75	48.06								334.78	6	334.78	55.80
6	MATT, LIERMAN	A69809	C	71.82	60.60		69.19	64.40		67.19								333.20	5	333.20	66.64
7	BRYAN, SMITH	PENDING	U	69.37	58.99	59.44	61.49	74.64										323.93	5	323.93	64.79
8	ARDI, MRASEK	A63276	C	60.41	49.58	59.38	56.68	48.17		46.55								320.77	6	320.77	53.46
9	JOHN, VICTOR	TY7587	B				64.11	78.44	96.25	66.19								304.99	4	304.99	76.25
10	TERRY, BEGLEY	TY48539	C	57.58	43.75	42.42	57.45		57.93	43.57								302.70	6	302.70	50.45
11	SHAWN, KNIGHT	L3077	A				71.77	83.81	87.03									242.61	3	242.61	80.87
12	JULIE, HOWARD	A67061	D	52.46			38.84	34.17	42.80	38.00								206.27	5	206.27	41.25
13	DAVID, KARASEK	A66491	C		40.17	64.47		40.21	51.12									195.97	4	195.97	48.99
14	JARED, RENOLDS	A64880	C			59.79	74.39		56.85									191.03	3	191.03	63.68
15	BILL, SUITER	A56522	C			81.88	73.28	34.93										190.09	3	190.09	63.36
16	JOEL, PARK	TY50841	B					68.51	100.00									168.51	2	168.51	84.26
17	MIKE, MODRCIN	PENDING	U			50.69	61.10	31.12	24.22									167.13	4	167.13	41.78
18	TRAVIS, MITCHELL	A52576	C				68.34	35.13	57.73									161.20	3	161.20	53.73
19	RON, ATTANASIO	PENDING	U				41.73	56.77	27.41									125.91	3	125.91	41.97
20	AMY, GEWECKE	PENDING	U	61.77	14.99		11.82	16.73		15.13								120.44	5	120.44	24.09
21	CHRIS, HEDLUND	A62882	C				40.57		23.38	37.82								101.77	3	101.77	33.92
22	GREG, HOLLINS	PENDING	U				25.53	16.26	53.80									95.59	3	95.59	31.86
23	STACY, NIEMAN	A68875	U						84.99									84.99	1	84.99	84.99
24	ERIC, MENDE	A29994	C				79.99											79.99	1	79.99	79.99
25	JOHN, DIXON	PENDING	U					40.10	32.28									72.38	2	72.38	36.19
26	OWEN, GREGG	A72011	C					56.98										56.98	1	56.98	56.98
27	SHERRETS, KNIGHT	TY64242	D						55.29									55.29	1	55.29	55.29
28	WENDY, ARNBURG	A63023	D						52.40									52.40	1	52.40	52.40
29	KEN, ANDERSEN	FY47278	B					51.49										51.49	1	51.49	51.49
30	MEGHAN, MANELSKI	A69135	D				23.92	24.41										48.33	2	48.33	24.17
31	DOUG, DAVIS	A11475	C	42.73														42.73	1	42.73	42.73
32	KURT, MANTONYA	A71948	D					18.81		21.59								40.40	2	40.40	20.20
33	SEAN, GARDNER	PENDING	U						37.59									37.59	1	37.59	37.59
34	HAROLD, HOLLINS	A71896	D					15.87	0.00	19.23								35.10	3	35.10	11.70
35	RAMON, HUBER	A47135	D					27.84										27.84	1	27.84	27.84
36	JIM, SCHULTZE	PENDING	U				24.15											24.15	1	24.15	24.15
37	TOM, HUGHES	PENDING	U					22.29										22.29	1	22.29	22.29
38	DAN, MYERS	PENDING	U		11.69													11.69	1	11.69	11.69
39	BEN, PAIR	PENDING	U					9.50										9.50	1	9.50	9.50
40	WAYNE, LORENZEN	A62890	D					6.27		23.27								29.54	2	29.54	14.77
41	LINDSEY, KNIGHT	TY64242	D							36.97								36.97	1	36.97	36.97

USPSA REVOLVER PISTOL 		MATCH %	MATCH %	MATCH %	MATCH %	MATCH %	MATCH %	MATCH %	MATCH %	MATCH %	MATCH %	MATCH %	MATCH %	YTD	YTD	CLASS	SHOOTING				
		JAN	FEB	MAR	APR	MAY	JUNE	JULY	AUG	SEPT	OCT	NOV	DEC	TOTAL POINTS	MATCH COUNT	BEST 8 OF 12	YTD RANK	AVERAGE %			
1	EUGENE, VANTLUKA	TY13544	U		100.00		100.00			100.00								300.00	3	300.00	100.00
2	RON, LICARI	TY61703	C				100.00											100.00	1	100.00	100.00

USPSA SINGLE STACK PISTOL 		MATCH %	MATCH %	MATCH %	MATCH %	MATCH %	MATCH %	MATCH %	MATCH %	MATCH %	MATCH %	MATCH %	MATCH %	YTD	YTD	CLASS	SHOOTING				
		JAN	FEB	MAR	APR	MAY	JUNE	JULY	AUG	SEPT	OCT	NOV	DEC	TOTAL POINTS	MATCH COUNT	BEST 8 OF 12	YTD RANK	AVERAGE %			
1	BILL, BECKER	A65882	B		100.00	100.00				93.14								293.14	3	293.14	97.71
2	CHRIS, EDNEY	PENDING	U		38.39	34.61	37.71											210.71	4	210.71	52.68
3	GRAHAM, BAIRD	PENDING	U		47.62	39.50	50.02											137.14	3	137.14	45.71
4	DERREL, NEELY	PENDING	U				100.00											100.00	1	100.00	100.00
5	SCOTT, RUTLEDGE	PENDING	U					100.00										100.00	1	100.00	100.00
6	DENNIS, CHI	PENDING	U			82.91												82.91	1	82.91	82.91
7	ERIC, MENDE	A29994	C				79.56											79.56	1	79.56	79.56
8	SHAWN, KNIGHT	L3077	B						77.68									77.68	1	77.68	77.68
9	JAMES, McCULLOUGH	A62035	B				48.67											48.67	1	48.67	48.67
10	BOBBI, WAGNER	TY28301	D				45.81											45.81	1	45.81	45.81

Total Shooters 23 31 40 55 55 48 38 0 0 0 0 0 290

USPSA MULTI GUN 2011 YTD	TOTAL MATCH MAR	TOTAL MATCH APR	TOTAL MATCH JUL	TOTAL MATCH SEP	TOTAL MATCH NOV	TOTAL MATCH DEC	TOTAL 2011 YTD	2008 # of Matches	TOTAL Best 4 of 6	SHOOTING AVERAGE %
OPEN										
1 KEN, ANDERSON	MG	100.00		100.00			200.00	2	200.00	100.00
2 GEORGE, WAGNER	MG	60.00		100.00			160.00	2	160.00	80.00
3 DICK, MARX	MG	78.20	57.76				135.96	2	135.96	67.98
4 BOBBI, WAGNER	MG	48.38	53.85				102.23	2	102.23	51.12
5 CHRIS, DAVIES	MG	97.75					97.75	1	97.75	97.75
6 JEFFERY, AWE	MG	96.02					96.02	1	96.02	96.02
7 GEORGE, LEITH	MG			92.04			92.04	1	92.04	92.04
8 TIM, KLEPPER	MG	91.93					91.93	1	91.93	91.93
9 GUY, GRIFFITH	MG	78.57					78.57	1	78.57	78.57
10 STEVE, NIELSEN	MG			23.99			23.99	1	23.99	23.99
TAC OPTICS										
1 TOM, HOWARD	MG		89.52	100.00			189.52	2	189.52	94.76
2 ROB, THORNE	MG	100.00	69.05	96.89			265.94	3	186.89	85.31
3 JACOB, BETSWORTH	MG	79.19	100.00	84.28			263.47	3	184.28	87.82
4 TOM, ENGEL	MG	91.78	84.16	80.14			256.08	3	175.94	85.36
5 DENNIS, KIRCHOFF	MG		88.31	83.30			171.61	2	171.61	85.81
6 BRIAN, KOENIG	MG	76.57	68.13				144.70	2	144.70	72.35
7 BILL, SUITER	MG	82.38	61.38	60.99			204.75	3	143.76	68.25
8 JARED, RENOLDS	MG	71.04	71.04				142.08	2	142.08	71.04
9 DOUG, DAVIS	MG	72.50		61.77			134.27	2	134.27	67.14
10 JOHN, VICTOR	MG	75.48	42.89				118.37	2	118.37	59.19
11 WAYNE, WENDEL	MG	53.15	64.67	49.77			167.59	3	117.82	55.86
12 ALLEN, FORKNER	MG	59.68	48.08				107.76	2	107.76	53.88
13 TONY, ACOME	MG	50.95	37.92	51.70			140.57	3	102.65	46.86
14 SANDY, ENGEL	MG		32.47	36.24			68.71	2	68.71	34.36
15 BILL, YOUNG	MG	40.67	27.48				68.15	2	68.15	34.08
16 JON, McELYEA	MG		55.70				55.70	1	55.70	55.70
17 TRACY, ALDRICH	MG		50.58				50.58	1	50.58	50.58
18 DOMINICK, JANITELL	MG		50.43				50.43	1	50.43	50.43
19 STEVE, WICKERSHAM	MG		43.71				43.71	1	43.71	43.71
20 SEAN, GEWECKE	MG		42.31				42.31	1	42.31	42.31
21 DEREK, MENKE	MG	41.85					41.85	1	41.85	41.85
22 BILL, KIEL	MG		36.75				36.75	1	36.75	36.75
23 KEN, ARGINTEAN	MG			35.16			35.16	1	35.16	35.16
24 WAYLON, RENNEN	MG		34.41				34.41	1	34.41	34.41
25 WESLEY, DICKINSON	MG	34.25					34.25	1	34.25	34.25
26 ERIC, CARLSON	MG	32.71					32.71	1	32.71	32.71
27 MIKE, BOYLES	MG	28.36					28.36	1	28.36	28.36
TAC IRONS										
1 TODD, RUMBAUGH	MG	96.91	93.14	100.00			290.05	3	196.91	96.68
2 JOEL, LUDWIG	MG	70.99	69.57	90.74			231.30	3	161.73	77.10
3 TULLY, KESSLAR	MG	71.29	83.89				155.18	2	155.18	77.59
4 SEAN, GEWECKE	MG	56.42		79.57			135.99	2	135.99	68.00
5 KEN, YOUNG	MG	48.94	69.44	64.17			182.55	3	133.61	60.85
6 ARDI, MRASEK	MG	45.78	54.61				100.39	2	100.39	50.20
7 DENNIS, KIRCHOFF	MG	100.00					100.00	1	100.00	100.00
8 SEAN, McSHEEHY	MG		100.00				100.00	1	100.00	100.00
9 DAN, MYERS	MG	25.00	48.82				73.82	2	73.82	36.91
10 NATHAN, BROBST	MG		62.53				62.53	1	62.53	62.53
11 KYLE, RUIZ	MG			50.55			50.55	1	50.55	50.55
12 GREG, HOLLINS	MG			46.52			46.52	1	46.52	46.52
13 GEORGE, BABCOCK	MG			42.64			42.64	1	42.64	42.64
14 JOSH, JR BROBST	MG		42.07				42.07	1	42.07	42.07
15 HAROLD, HOLLINS	MG			39.33			39.33	1	39.33	39.33
16 ANTONY, WARD	MG			38.31			38.31	1	38.31	38.31
17 MARK, FERRELL	MG	25.00					25.00	1	25.00	25.00
18 MIGUEL, DACCARETT	MG	24.18					24.18	1	24.18	24.18
HM IRON										
1 LUKE, FREEOUF	MG	100.00					100.00	1	100.00	100.00
HM IRON										
1 GENE, VANTLUKA	MG	100.00	100.00				200.00	2	200.00	100.00

Total Shooters	36	34	23	0	0	0	93
----------------	----	----	----	---	---	---	----

USPSA STEEL MATCHES 2011 YTD		MATCH JAN	MATCH FEB	MATCH JUN	MATCH JUL	MATCH OCT	TOTAL 2011 YTD	2011 # of Matches	TOTAL Best 3 of 5	SHOOTING AVERAGE %
OPEN			OPEN		OPEN		OPEN			
1	KEN, ANDERSON Steel	100.00	100.00		100.00		300.00	3	300.00	100.00
2	CHRIS, DAVIES Steel		86.25		99.47		185.72	2	185.72	92.86
3	GEORGE, LEITH Steel			100.00			100.00	1	100.00	100.00
4	SEAN, McSHEEHY Steel				95.61		95.61	1	95.61	95.61
5	GUY, GRIFFITH Steel				94.48		94.48	1	94.48	94.48
6	DICK, MARX Steel				85.22		85.22	1	85.22	85.22
LIMITED			LIMITED		LIMITED		LIMITED			
1	ROB, THORNE Steel	100.00	100.00	95.76			295.76	3	295.76	98.59
2	TOM, ENGL Steel	91.09	97.51	100.00			288.60	3	288.60	96.20
3	CHRIS, ZEEB Steel	90.85	89.28		100.00		280.13	3	280.13	93.38
4	KEVIN, SMITH Steel	71.83	82.11	81.91	77.50		313.35	4	241.52	78.34
5	KEN, YOUNG Steel	51.94	46.06		60.77		158.77	3	158.77	52.92
6	KIRK, BLAIR Steel			77.47	79.78		157.25	2	157.25	78.63
7	BILL, HANNA Steel			75.53	76.25		151.78	2	151.78	75.89
8	TRACY, ALDRICH Steel		54.08	42.59	38.87		135.54	3	135.54	45.18
9	DENNIS, KIRCHHOFF Steel			99.73			99.73	1	99.73	99.73
10	DENNIS, CHI Steel			90.79			90.79	1	90.79	90.79
11	SANDY, ENGEL Steel		36.81	49.99			86.80	2	86.80	43.40
12	GEORGE, WAGNER Steel			70.36			70.36	1	70.36	70.36
13	DEREK, MENKE Steel			69.84			69.84	1	69.84	69.84
14	AUSTIN, PETERSON Steel			67.73			67.73	1	67.73	67.73
15	JEFF, AWE Steel				63.15		63.15	1	63.15	63.15
16	TONY, ACOME Steel		59.09				59.09	1	59.09	59.09
17	GREG, ENGBERG Steel				55.47		55.47	1	55.47	55.47
18	BRADY, ZIMMERMAN Steel		44.56				44.56	1	44.56	44.56
19	GRAHAM, BAIRD Steel			40.29			40.29	1	40.29	40.29
20	JAKE, MAHLER Steel			25.24			25.24	1	25.24	25.24
21	JAMES, McCULLOUGH Steel			0.00			0.00	1	0.00	0.00
Production			Production		Production		Production			
1	TOM, HOWARD Steel	100.00	100.00		100.00		300.00	3	300.00	100.00
2	ERIC, MENDE Steel		72.58	100.00	81.17		253.75	3	253.75	84.58
3	JOHN, VICTOR Steel			96.83	81.57		178.40	2	178.40	89.20
4	ROGER, POTTHOFF Steel	68.45			72.29		140.74	2	140.74	70.37
5	BRETT, NANFITO Steel	63.51	63.76				127.27	2	127.27	63.64
6	CHRIS, ZEEB Steel			99.93			99.93	1	99.93	99.93
7	NEIL, HARTZELL Steel		40.49		53.86		94.35	2	94.35	47.18
8	DENNIS, KIRCHHOFF Steel	93.90					93.90	1	93.90	93.90
9	DAVID, KARASEK Steel		44.38		48.89		93.27	2	93.27	46.64
10	JACOB, BETSWORTH Steel		79.64				79.64	1	79.64	79.64
11	OWEN, GREGG Steel				72.25		72.25	1	72.25	72.25
12	JASON, JOHNSON Steel			66.25			66.25	1	66.25	66.25
13	JEFF, JENSON Steel			56.39			56.39	1	56.39	56.39
14	ALEX, ZEEB Steel	50.81					50.81	1	50.81	50.81
15	DAN, LAUX Steel		45.98				45.98	1	45.98	45.98
16	RICK, MEADOWS Steel	40.83					40.83	1	40.83	40.83
17	ARDI, MRASEK Steel		39.54				39.54	1	39.54	39.54
18	JUILIE, HOWARD Steel				39.54		39.54	1	39.54	39.54
19	ALEX, ZEEB Steel			25.04			25.04	1	25.04	25.04
20	DAN, MYERS Steel		22.64				22.64	1	22.64	22.64
Revolver			Revolver				Revolver			
1	SEAN, McSHEEHY Steel			100.00			100.00	1	100.00	100.00
.22 open			.22 open		.22 open		.22 open			
1	RICH, SIMANDL Steel	100.00	100.00	100.00	100.00		400.00	4	300.00	100.00
2	DICK, MARX Steel		69.29		71.94		141.23	2	141.23	70.62
3	CATY, SIMANDL Steel			56.94	55.51		112.45	2	112.45	56.23
4	CHRIS, WESTOVER Steel				96.96		96.96	1	96.96	96.96
5	ROGER, TERRELL Steel				95.15		95.15	1	95.15	95.15
6	GEORGE, WAGNER Steel				91.15		91.15	1	91.15	91.15
7	BOBBI, WAGNER Steel				74.78		74.78	1	74.78	74.78
8	DAN, MYERS Steel				52.53		52.53	1	52.53	52.53
9	DANIELLE, ANDERSON Steel		46.19				46.19	1	46.19	46.19
10	CAITLIN, RIDLEY Steel				40.51		40.51	1	40.51	40.51
.22 IRON			.22 IRON		.22 IRON		.22 IRON			
1	LES, NIELSON STEEL	100.00	100.00	82.26			282.26	3	282.26	94.09
2	TERRY, BEGLEY STEEL	61.89	80.98	53.85	100.00		296.72	4	242.87	74.18
3	SEAN, GEWECKE STEEL	76.70	89.16	74.32			240.18	3	240.18	80.06
4	ASHLEY, CLASSEN STEEL	41.82	44.30		74.60		160.72	3	160.72	53.57
5	MIKE, MODRCIN STEEL	71.77	75.63				147.40	2	147.40	73.70
6	DOUG, DAVIS STEEL		83.52	61.95			145.47	2	145.47	72.74
7	SHAWN, KNIGHT STEEL			100.00			100.00	1	100.00	100.00
8	TIM, BUDIN STEEL				99.84		99.84	1	99.84	99.84
9	CHRIS, BUDIN STEEL				96.19		96.19	1	96.19	96.19
10	LUKE, FREEHOFF STEEL	89.46					89.46	1	89.46	89.46
11	EUGENE, VANTLUKA STEEL				88.37		88.37	1	88.37	88.37
12	DOUG, KOZLIK STEEL				82.48		82.48	1	82.48	82.48
13	RACHAEL, ANDERSEN STEEL				50.06		50.06	1	50.06	50.06
14	GENE, VANTLUKA STEEL			44.69			44.69	1	44.69	44.69
15	AMY, GEWECKE STEEL		44.38				44.38	1	44.38	44.38
16	ELIZABETH, BUDIN STEEL				43.86		43.86	1	43.86	43.86
17	CHRIS, HUENINK STEEL			39.31			39.31	1	39.31	39.31

Total Shooters	19	30	33	37	0	119
----------------	----	----	----	----	---	-----

USPSA BIANCHI MATCH 2011 YTD		MAY MATCH	JUNE MATCH	SEP MATCH	TOTAL 2011 YTD	2011 # of Matches	TOTAL Best 3 of 5	SHOOTING AVERAGE %
open			open			open		
1	DICK, MARX BIANCHI	1291-74X	1259-81X			0		
2	GEORGE, LEITH BIANCHI	1120-72X				0		
						0		
production			production			production		
1	TOM, HOWARD BIANCHI	1260-69X				0		
2	DENNIS, KIRCHOFF BIANCHI	1232-70X	1277-88X			0		
3	DENNIS, CHI BIANCHI	1151-64X				0		
4	TOM, ENGEL BIANCHI	997-41X				0		
5	TERRY, BEGLEY BIANCHI	742-25X				0		
6	JULIE, HOWARD BIANCHI	703-28X				0		
7	SANDY, ENGEL BIANCHI	578-23X				0		
8	WAYNE, LORENZEN BIANCHI	329-7X				0		
9	DAVID, KARASEK BIANCHI		892-42X			0		
						0		
iron			iron			iron		
1	SEAN, McSHEEHY BIANCHI	975-46X				0		
2	KEN, YOUNG BIANCHI	621-21X				0		
						0		
.22 open			.22 open			.22 open		
1	RICH, SIMANDL BIANCHI	1147-63X	1211-69X			0		
						0		
.22 iron			.22 iron			.22 iron		
1	OWEN, GREGG BIANCHI		992-60X			0		
						0		
metallic			metallic			metallic		
1	DENNIS, CHI BIANCHI		1123-64X			0		
2	CHRIS, ZEEB BIANCHI		1089-53X			0		
3	SEAN, McSHEEHY BIANCHI		782-31X			0		
4	JAMES, McCULLOUGH BIANCHI		779-27X			0		
5	JOSH, GRIFFIN BIANCHI		520-20X			0		

Total Shooters	0	0	0	0
----------------	---	---	---	---

DQ's 4
Total shooters for the year 502