



**EASTERN NEBRASKA GUN CLUB
2010 PRACTICAL SHOOTING RESULTS**


UPDATED 6 JUNE 2011


YEAR END STANDINGS WILL BE BEST 8 OF 12 MATCHES.

USPSA OPEN PISTOL		MATCH %	MATCH %	MATCH %	MATCH %	5 OF 8	5 OF 8	6 OF 8	6 OF 8	7 OF 8	7 OF 8	MATCH %	MATCH %	YTD	YTD	CLASS
		JAN	FEB	MAR	APR	MAY	JUNE	JULY	AUG	SEPT	OCT	NOV	DEC	TOTAL	MATCH	BEST 8
														POINTS	COUNT	OF 12
																RANK
1	KEN, ANDERSON	TY47278	A	100.00	100.00	95.01	100.00							495.01	5	495.01
2	CHRIS, DAVIES	A12924	A		96.68	100.00	98.96	100.00						395.64	4	395.64
3	DICK, MARX	A19646	B			75.13	86.62	78.10	88.32					328.17	4	328.17
4	GEORGE, LEITH	A7755	A				87.96		99.95					187.91	2	187.91
5	GEORGE, WAGNER	TY18312	B				96.49		91.39					187.88	2	187.88
6	SEAN, McSHEEHY	A44616	C				56.19	71.53						127.72	2	127.72
7	GUY, GRIFFITH	TY48607	B		99.53									99.53	1	99.53
8	JEFFREY, AWE	A42765	A					90.97						90.97	1	90.97
9	ERIC, MENDE	A29994	B						89.16					89.16	1	89.16
10	TOM, ENGEL	TY61813	B					88.48						88.48	1	88.48
12	SCOTT, ARNBURG	A54718	C						66.89					66.89	1	66.89
13	BOBBI, WAGNER	TY28301	C						59.25					59.25	1	59.25
14	EUGENE, VANTLUKA	TY13544	U			23.79								23.79	1	23.79
15	STEVE, NIELSEN	PEND	D					19.77						19.77	1	19.77
USPSA LIMITED PISTOL		MATCH %	MATCH %	MATCH %	MATCH %	MATCH %	MATCH %	MATCH %	MATCH %	MATCH %	MATCH %	MATCH %	MATCH %	YTD	YTD	CLASS
		JAN	FEB	MAR	APR	MAY	JUNE	JULY	AUG	SEPT	OCT	NOV	DEC	TOTAL	MATCH	BEST 8
														POINTS	COUNT	OF 12
																RANK
1	DENNIS, KIRCHOFF	A56480	B	100.00	100.00	89.55	100.00							489.55	5	489.55
2	TOM, ENGEL	A61813	B	84.16	89.11	95.84	97.19		97.95					464.25	5	464.25
3	ROB, THORNE	A49739	B	92.85	87.56	100.00	89.93	100.00	78.44					548.78	6	461.22
4	KEVIN, SMITH	A63793	C	67.02	61.44	67.78	80.06	82.19	64.58					423.07	6	361.63
5	BILL, HANNA	A54788	C	67.34	59.16	80.40	63.02		62.56					332.48	5	332.48
6	JOEL, LUDWIG	PENDING	U		34.27	53.19	70.52	55.28	57.93					271.19	5	271.19
7	KEN, YOUNG	A50574	C	51.96	45.50	39.08	48.89	36.81						222.24	5	222.24
8	BILL, YOUNG	PENDING	U	39.84	40.05		36.03	44.46	39.06					199.44	5	199.44
9	LUKE, FREEOUF	PENDING	U		60.01	67.04	69.60							196.65	3	196.65
10	TONY, ACOMO	A66877	C		54.01	65.17		67.53						186.71	3	186.71
11	ERIC, MENDE	A29994	B	83.34		77.45								160.79	2	160.79
12	KIRK, BLAIR	TY40405	B				78.69		76.43					155.12	2	155.12
13	CHRIS, ZEEB	A55214	B			91.91								91.91	1	91.91
14	GEORGE, WAGNER	TY18312	B					89.12						89.12	1	89.12
15	RON, LICARI	TY61703	B				79.60							79.60	1	79.60
16	BRAD, WADE	TY31876	B						78.44					78.44	1	78.44
17	JERRY, STANTON	A65900	U				71.60							71.60	1	71.60
18	ROGER, TERRELL	A55244	C					69.79						69.79	1	69.79
19	BILL, SUITER	A56522	C						69.57					69.57	1	69.57
20	SANDY, ENGEL	A66566	D				30.46		37.67					68.13	2	68.13
21	TRACY, ALDRICH	PENDING	U		28.39	35.93								64.32	2	64.32
22	JOHN, EDNEY	PENDING	U		22.08	35.64								57.72	2	57.72
23	EARL, HILL	FY48057	U						57.53					57.53	1	57.53
24	JOSH, URBAN	PENDING	U						40.42					40.42	1	40.42
25	JOHN, DIXON	PENDING	U		35.40									35.40	1	35.40
26	STEVE, NIELSEN	PENDING	U			28.56								28.56	1	28.56
27	JANET, SAFRIS	A72010	U					5.48	15.91					21.39	2	21.39
28	TERRY, BEGLEY	TY48539	C						19.32					19.32	1	19.32
29	SCOTT, ROLLINS	PENDING	U				17.86							17.86	1	17.86
30	DAN, POWERS	PENDING	U					12.61						12.61	1	12.61
31	JAMES, McCULLOUGH	A62035	B			8.88								8.88	1	8.88
32	BRETT, NANFITO	A60635	C					0.00						0.00	1	0.00

USPSA LIM-10 PISTOL 		MATCH %	MATCH %	MATCH %	MATCH %	MATCH %	MATCH %	MATCH %	MATCH %	MATCH %	MATCH %	MATCH %	MATCH %	YTD	YTD	CLASS	
		JAN	FEB	MAR	APR	MAY	JUNE	JULY	AUG	SEPT	OCT	NOV	DEC	TOTAL POINTS	MATCH COUNT	BEST 8 OF 12	YTD RANK
1	RICH, SIMANDL TY44974 B	100.00	100.00	100.00	100.00		100.00							500.00	5	500.00	
2	DOUG, DAVIS A11475 C	23.56	84.47	94.59	87.34	72.81	78.12							440.89	6	417.33	
3	RAMON, HUBER A47135 C			90.06	99.77		91.89							281.72	3	281.72	
4	STEVE, NIEMANN A68875 C					100.00								100.00	1	100.00	
5	BILL, MOLNAR PENDING U		54.94	37.33										92.27	2	92.27	
6	KEN, YOUNG TY50574 D						75.68							75.68	1	75.68	
7	BOB, MITCHELL A54752 D				54.62									54.62	1	54.62	
8	GRAHAM, BAIRD PENDING U		42.51											42.51	1	42.51	
9	ROBERT, MITCHELL A71906 D					26.41								26.41	1	26.41	
10	DAN, MYERS PENDING U			22.36										22.36	1	22.36	

USPSA PRODUCTION PISTOL 		MATCH %	MATCH %	MATCH %	MATCH %	MATCH %	MATCH %	MATCH %	MATCH %	MATCH %	MATCH %	MATCH %	MATCH %	YTD	YTD	CLASS	
		JAN	FEB	MAR	APR	MAY	JUNE	JULY	AUG	SEPT	OCT	NOV	DEC	TOTAL POINTS	MATCH COUNT	BEST 8 OF 12	YTD RANK
1	TOM, HOWARD TY57207 M	100.00	100.00	100.00	100.00	100.00								500.00	5	500.00	
2	JACOB, BETSWORTH PENDING U	83.20	74.73	88.79	88.25	98.40	0.00							433.37	6	433.37	
3	ROGER, POTTHOFF PENDING U	72.61	58.91	66.34	64.92	67.15	68.01							397.94	6	339.03	
4	BRYAN, SMITH PENDING U	69.37	58.99	59.44	61.49	74.64								323.93	5	323.93	
5	SEAN, GEWECKE PENDING U	60.34	60.83	55.58	50.22		59.75							286.72	5	286.72	
6	BRETT, NANFITO A60635 C	72.87	57.68		76.75		67.46							274.76	4	274.76	
7	ARDI, MRASEK A63276 C	60.41	49.58	59.38	56.68	48.17								274.22	5	274.22	
8	MATT, LIERMAN A69809 C	71.82	60.60		69.19	64.40								266.01	4	266.01	
9	TERRY, BEGLEY TY48539 C	57.58	43.75	42.42	57.45		57.93							259.13	5	259.13	
10	SHAWN, KNIGHT L3077 A				71.77	83.81	87.03							242.61	3	242.61	
11	JOHN, VICTOR TY7587 B				64.11	78.44	96.25							238.80	3	238.80	
12	DAVID, KARASEK A66491 C		40.17	64.47		40.21	51.12							195.97	4	195.97	
13	JARED, RENOLDS A64880 C			59.79	74.39		56.85							191.03	3	191.03	
14	BILL, SUITER A56522 C			81.88	73.28	34.93								190.09	3	190.09	
15	JOEL, PARK TY50841 B					68.51	100.00							168.51	2	168.51	
16	JULIE, HOWARD A67061 D	52.46			38.84	34.17	42.80							168.27	4	168.27	
17	MIKE, MODRCIN PENDING U			50.69	61.10	31.12	24.22							167.13	4	167.13	
18	TRAVIS, MITCHELL A52576 C				68.34	35.13	57.73							161.20	3	161.20	
19	RON, ATTANASIO PENDING U			41.73	56.77	27.41								125.91	3	125.91	
20	AMY, GEWECKE PENDING U	61.77	14.99	11.82	16.73		15.13							120.44	5	120.44	
21	GREG, HOLLINS PENDING U				25.53	16.26	53.80							95.59	3	95.59	
22	STACY, NIEMAN A68875 U						84.99							84.99	1	84.99	
23	ERIC, MENDE A29994 C				79.99									79.99	1	79.99	
24	JOHN, DIXON PENDING U					40.10	32.28							72.38	2	72.38	
25	CHRIS, HEDLUND A62882 C			40.57		23.38								63.95	2	63.95	
26	OWEN, GREGG A72011 C					56.98								56.98	1	56.98	
27	SHERRETS, KNIGHT TY64242 D						55.29							55.29	1	55.29	
28	WENDY, ARNBURG A63023 D						52.40							52.40	1	52.40	
29	KEN, ANDERSEN FY47278 B					51.49								51.49	1	51.49	
30	MEGHAN, MANELSKI A69135 D				23.92	24.41								48.33	2	48.33	
31	DOUG, DAVIS A11475 C	42.73												42.73	1	42.73	
32	SEAN, GARDNER PENDING U						37.59							37.59	1	37.59	
33	RAMON, HUBER A47135 D					27.84								27.84	1	27.84	
34	JIM, SCHULTZE PENDING U				24.15									24.15	1	24.15	
35	TOM, HUGHES PENDING U					22.29								22.29	1	22.29	
36	KURT, MANTONYA A71948 D					18.81								18.81	1	18.81	
37	HAROLD, HOLLINS A71896 D					15.87	0.00							15.87	2	15.87	
38	DAN, MYERS PENDING U		11.69											11.69	1	11.69	
39	BEN, PAIR PENDING U					9.50								9.50	1	9.50	
40	WAYNE, LORENZEN A62890 D					6.27								6.27	1	6.27	

USPSA REVOLVER PISTOL 		MATCH %	MATCH %	MATCH %	MATCH %	MATCH %	MATCH %	MATCH %	MATCH %	MATCH %	MATCH %	MATCH %	MATCH %	YTD	YTD	CLASS	
		JAN	FEB	MAR	APR	MAY	JUNE	JULY	AUG	SEPT	OCT	NOV	DEC	TOTAL POINTS	MATCH COUNT	BEST 8 OF 12	YTD RANK
1	EUGENE, VANTLUKA TY13544 U		100.00		100.00		100.00							300.00	3	300.00	
2	RON, LICARI TY61703 C					100.00								100.00	1	100.00	

USPSA SINGLE STACK PISTOL 		MATCH %	MATCH %	MATCH %	MATCH %	MATCH %	MATCH %	MATCH %	MATCH %	MATCH %	MATCH %	MATCH %	MATCH %	YTD	YTD	CLASS	
		JAN	FEB	MAR	APR	MAY	JUNE	JULY	AUG	SEPT	OCT	NOV	DEC	TOTAL POINTS	MATCH COUNT	BEST 8 OF 12	YTD RANK
1	CHRIS, EDNEY PENDING U		100.00	38.39	34.61	37.71								210.71	4	210.71	
2	BILL, BECKER A65882 B			100.00	100.00									200.00	2	200.00	
3	GRAHAM, BAIRD PENDING U			47.62	39.50	50.02								137.14	3	137.14	
4	DERREL, NEELY PENDING U					100.00								100.00	1	100.00	
5	SCOTT, RUTLEDGE PENDING U						100.00							100.00	1	100.00	
6	DENNIS, CHI PENDING U				82.91									82.91	1	82.91	
7	ERIC, MENDE A29994 C					79.56								79.56	1	79.56	
8	JAMES, McCULLOUGH A62035 B					48.67								48.67	1	48.67	
9	BOBBI, WAGNER TY28301 D					45.81								45.81	1	45.81	

Total Shooters		23	31	40	55	55	48	0	0	0	0	0	0	252			
----------------	--	----	----	----	----	----	----	---	---	---	---	---	---	-----	--	--	--

USPSA MULTI GUN 2009 YTD	TOTAL MATCH	TOTAL MATCH	TOTAL MATCH	TOTAL MATCH	TOTAL MATCH	TOTAL MATCH	TOTAL MATCH	TOTAL MATCH	2008 # of Matches	TOTAL Best 4 of 6	SHOOTING AVERAGE %
	MAR	APR	JUL	SEP	NOV	DEC	YTD	YTD			
OPEN											
1 GEORGE, WAGNER	MG	60.00	100.00					160.00	2	160.00	80.00
2 DICK, MARX	MG	78.20	57.76					135.96	2	135.96	67.98
3 BOBBI, WAGNER	MG	48.38	53.85					102.23	2	102.23	51.12
4 KEN, ANDERSON	MG	100.00						100.00	1	100.00	100.00
5 CHRIS, DAVIES	MG	97.75						97.75	1	97.75	97.75
6 JEFFERY, AWE	MG	96.02						96.02	1	96.02	96.02
7 TIM, KLEPPER	MG	91.93						91.93	1	91.93	91.93
8 GUY, GRIFFITH	MG	78.57						78.57	1	78.57	78.57
TAC OPTICS											
1 JACOB, BETSWORTH	MG	79.19	100.00					179.19	2	179.19	89.60
2 TOM, ENGEL	MG	91.78	84.16					175.94	2	175.94	87.97
3 ROB, THORNE	MG	100.00	69.05					169.05	2	169.05	84.53
4 BRIAN, KOENIG	MG	76.57	68.13					144.70	2	144.70	72.35
5 BILL, SUITER	MG	82.38	61.38					143.76	2	143.76	71.88
6 JARED, RENOLDS	MG	71.04	71.04					142.08	2	142.08	71.04
7 JOHN, VICTOR	MG	75.48	42.89					118.37	2	118.37	59.19
8 WAYNE, WENDEL	MG	53.15	64.67					117.82	2	117.82	58.91
9 ALLEN, FORKNER	MG	59.68	48.08					107.76	2	107.76	53.88
10 TOM, HOWARD	MG		89.52					89.52	1	89.52	89.52
11 TONY, ACOME	MG	50.95	37.92					88.87	2	88.87	44.44
12 DENNIS, KIRCHOFF	MG		88.31					88.31	1	88.31	88.31
13 DOUG, DAVIS	MG	72.50						72.50	1	72.50	72.50
14 BILL, YOUNG	MG	40.67	27.48					68.15	2	68.15	34.08
15 JON, McELYEA	MG		55.70					55.70	1	55.70	55.70
16 TRACY, ALDRICH	MG		50.58					50.58	1	50.58	50.58
17 DOMNICK, JANITELL	MG		50.43					50.43	1	50.43	50.43
18 STEVE, WICKERSHAM	MG		43.71					43.71	1	43.71	43.71
19 SEAN, GEWECKE	MG		42.31					42.31	1	42.31	42.31
20 DEREK, MENKE	MG	41.85						41.85	1	41.85	41.85
21 BILL, KIEL	MG		36.75					36.75	1	36.75	36.75
22 WAYLON, RENNER	MG		34.41					34.41	1	34.41	34.41
23 WESLEY, DICKINSON	MG	34.25						34.25	1	34.25	34.25
24 ERIC, CARLSON	MG	32.71						32.71	1	32.71	32.71
25 SANDY, ENGEL	MG		32.47					32.47	1	32.47	32.47
26 MIKE, BOYLES	MG	28.36						28.36	1	28.36	28.36
TAC IRONS											
1 TODD, RUMBAUGH	MG	96.91	93.14					190.05	2	190.05	95.03
2 TULLY, KESSLAR	MG	71.29	83.89					155.18	2	155.18	77.59
3 JOEL, LUDWIG	MG	70.99	69.57					140.56	2	140.56	70.28
4 KEN, YOUNG	MG	48.94	69.44					118.38	2	118.38	59.19
5 ARDI, MRASEK	MG	45.78	54.61					100.39	2	100.39	50.20
6 DENNIS, KIRCHOFF	MG	100.00						100.00	1	100.00	100.00
7 SEAN, McSHEEHY	MG		100.00					100.00	1	100.00	100.00
8 DAN, MYERS	MG	25.00	48.82					73.82	2	73.82	36.91
9 NATHAN, BROBST	MG		62.53					62.53	1	62.53	62.53
10 SEAN, GEWECKE	MG	56.42						56.42	1	56.42	56.42
11 JOSH, JR BROBST	MG		42.07					42.07	1	42.07	42.07
12 MARK, FERRELL	MG	25.00						25.00	1	25.00	25.00
13 MIGUEL, DACCARETT	MG	24.18						24.18	1	24.18	24.18
HM IRON											
1 LUKE, FREEOUF	MG	100.00						100.00	1	100.00	100.00
HM IRON											
1 GENE, VANTLUKA	MG	100.00	100.00					200.00	2	200.00	100.00
Total Shooters		36	34	0	0	0	0	70			

USPSA STEEL MATCHES 2009 YTD		TOTAL MATCH JAN	TOTAL MATCH FEB	TOTAL MATCH JUN	TOTAL MATCH JUL	TOTAL MATCH OCT	TOTAL 2008 YTD	2008 # of Matches	TOTAL Best 3 of 5	SHOOTING AVERAGE %
OPEN			OPEN		OPEN		OPEN			
1	KEN, ANDERSON Steel	100.00	100.00				200.00	2	200.00	100.00
2	CHRIS, DAVIES Steel		86.25				86.25	1	86.25	86.25
LIMITED			LIMITED		LIMITED		LIMITED			
1	ROB, THORNE Steel	100.00	100.00				200.00	2	200.00	100.00
2	TOM, ENGEL Steel	91.09	97.51				188.60	2	188.60	94.30
3	CHRIS, ZEEB Steel	90.85	89.28				180.13	2	180.13	90.07
4	KEVIN, SMITH Steel	71.83	82.11				153.94	2	153.94	76.97
5	KEN, YOUNG Steel	51.94	46.06				98.00	2	98.00	49.00
6	TONY, ACOMO Steel		59.09				59.09	1	59.09	59.09
7	TRACY, ALDRICH Steel		54.08				54.08	1	54.08	54.08
8	BRADY, ZIMMERMAN Steel		44.56				44.56	1	44.56	44.56
9	SANDY, ENGEL Steel		36.81				36.81	1	36.81	36.81
Production			Production				Production			
1	TOM, HOWARD Steel	100.00	100.00				200.00	2	200.00	100.00
2	BRETT, NANFITO Steel	63.51	63.76				127.27	2	127.27	63.64
3	DENNIS, KIRCHOFF Steel	93.90					93.90	1	93.90	93.90
4	JACOB, BETSWORTH Steel		79.64				79.64	1	79.64	79.64
5	ERIC, MENDE Steel		72.58				72.58	1	72.58	72.58
6	ROGER, POTTHOFF Steel	68.45					68.45	1	68.45	68.45
7	ALEX, ZEEB Steel	50.81					50.81	1	50.81	50.81
8	DAN, LAUX Steel		45.98				45.98	1	45.98	45.98
9	DAVID, KARASEK Steel		44.38				44.38	1	44.38	44.38
10	RICK, MEADOWS Steel	40.83					40.83	1	40.83	40.83
11	NEIL, HARTZELL Steel		40.49				40.49	1	40.49	40.49
12	ARDI, MRASEK Steel		39.54				39.54	1	39.54	39.54
13	DAN, MYERS Steel		22.64				22.64	1	22.64	22.64
Revolver			Revolver				Revolver			
1	GENE, VANTLUCKA Steel						0.00	0	0.00	#DIV/0!
.22 open			.22 open		.22 open		.22 open			
1	RICH, SIMANDL .22 open	100.00	100.00				200.00	2	200.00	100.00
2	DICK, MARX .22 open		69.29				69.29	1	69.29	69.29
3	DANIELLE, ANDERSON .22 open		46.19				46.19	1	46.19	46.19
.22 IRON			.22 IRON		.22 IRON		.22 IRON			
1	LES, NIELSON .22 iron	100.00	100.00				200.00	2	200.00	100.00
2	SEAN, GEWECKE .22 iron	76.70	89.16				165.86	2	165.86	82.93
3	MIKE, MODRCIN .22 iron	71.77	75.63				147.40	2	147.40	73.70
4	TERRY, BEGLEY .22 iron	61.89	80.98				142.87	2	142.87	71.44
5	LUKE, FREEHOFF .22 iron	89.46					89.46	1	89.46	89.46
6	ASHLEY, CLASSEN .22 iron	41.82	44.30				86.12	2	86.12	43.06
7	DOUG, DAVIS .22 iron		83.52				83.52	1	83.52	83.52
8	AMY, GEWECKE .22 iron		44.38				44.38	1	44.38	44.38

Total Shooters	19	30	0	0	0	49			
----------------	----	----	---	---	---	----	--	--	--

DQ's 0

Total shooters for the year 371

YTD: IRON MAN AGGREGATE		ALL PISTOL	ALL 3-GUN	ALL STEEL	GRAND TOTAL
1	TOM, HOWARD IRONMAN	500.00	179.19	200.00	879.19
2	DICK, MARX IRONMAN	328.17	97.75	200.00	625.92
3	RICH, SIMANDL IRONMAN	500.00	88.87	69.29	658.16
4	LES, NIELSON IRONMAN	548.78	155.18	200.00	903.96
5	ROB, THORNE IRONMAN	464.25	190.05	153.94	808.24
6	KEN, ANDERSON IRONMAN	632.15	102.23	200.00	934.38
7	CHRIS, DAVIES IRONMAN	#REF!	135.96	86.25	#REF!
8	TOM, ENGEL IRONMAN	489.55	#REF!	200.00	#REF!
9	RON, LICARI IRONMAN	332.48	100.00	188.60	621.08
10	DOUG, DAVIS IRONMAN	#REF!	118.38	165.86	#REF!
11	TERRY, BEGLEY IRONMAN	#REF!	144.70	147.40	#REF!
12	JOHN, VICTOR IRONMAN	433.37	#REF!	83.52	#REF!